









General Notes:

Do not scale from this drawing- refer only to stated dimensions. If in doubt request clarification from this office. This drawing, and associated copyright, is the property of Convery Prenty Architects Ltd.

revision	date	note
A	03/10/16	Updated per meeting of 23.09.2016
B	28/10/16	Additional notes added.

KEY

-  Line of service trench to be included in final scaffolding design
-  Extent of proposed scaffold access (tbc)
-  Extent of protected tunnel access to clock tower entrance (height of tunnel tbc)
-  Extent of proposed scaffold above building
-  2.4M high plywood hoarding around base of scaffold with 150mm ply skirting and 75mm header rail all painted black.
-  Scaffold mounted flood lighting with power supply adapted from existing.
Note:
All lighting within scaffold tunnel to be provided by Historic Environment Scotland.

for information

CONVERY PRENTY ARCHITECTS
 20 High Craighall Road, Glasgow, G4 9UD
 www.cparch.co.uk 0141 237 1718

CLIENT DIO / Carillion Amey
 PROJECT EDINBURGH CASTLE
 CLOCK TOWER
 replacement of existing flat pole

DRAWING Context Plan showing location of Proposed scaffolding

PAPER SIZE A3	SCALE 1:250	DATE Sept 16
DRAWING NUMBER 400_005		REVISION B