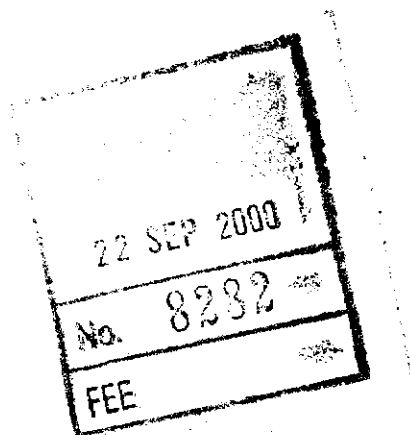


128059

INV
13.

THE ANCIENT MONUMENTS AND
ARCHAEOLOGICAL AREAS ACT 1979

Entry in the Schedule of Monuments



S01548314701

2000

Re: The Monument known as
Tom Pitlac, Motte

in the Parish of Duthil and Rothieurchas
and
County of Inverness

Search Sheet No: 14

FAS
1090

Historic Scotland
Longmore House
Salisbury Place
Edinburgh

MFA09744

THE ANCIENT MONUMENTS AND ARCHAEOLOGICAL AREAS ACT 1979
ENTRY IN THE SCHEDULE OF MONUMENTS

The monument known as Tom Pitlac, Motte comprises the earthwork remains of a motte situated high on the north bank of the River Spey, about 1km north of Boat of Garten. The area to be scheduled includes the motte and an area around in which features associated with the motte's construction and use may survive. It measures a maximum of 85m along its long axis, by a maximum of 65m transversely. The monument, which lies in the Parish of Duthil and Rothiemurchus and the County of Inverness as shown outlined in red on the Plan annexed and executed as relative hereto [REDACTED]

[REDACTED] is hereby included in the Schedule of Monuments appearing to the Scottish Ministers to be of national importance compiled and maintained by them under section 1(1) of the Ancient Monuments and Archaeological Areas Act 1979.

Subscribed by Frank James Lawrie, Director of Heritage Policy with Historic Scotland, being an officer of the Scottish Ministers at Edinburgh on the 17th day of August Two thousand, before this witness Lesley Macdonald, of Longmore House, Salisbury Place, Edinburgh.

[REDACTED]

Witness

[REDACTED]

Director of Heritage Policy

Register on behalf of the Scottish Ministers in the Register of the County of Inverness.

[REDACTED]

An Officer of the Scottish Ministers

MFA09844

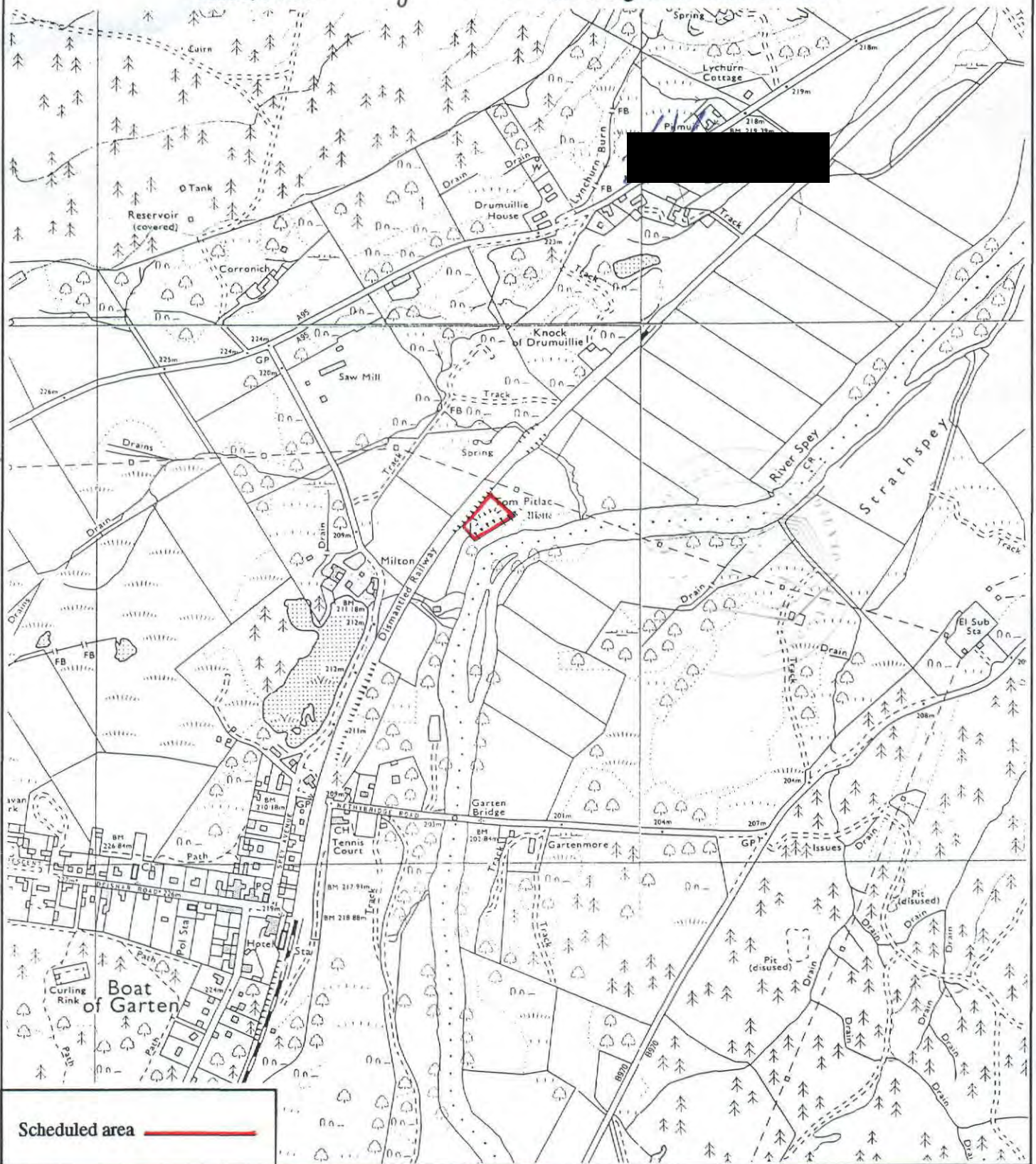
INV 00504

REGISTERS OF SCOTLAND
GENERAL REGISTER OF SASINES
COUNTY OF INVERNESS
FICHE 504 FRAME 26
PRESENTED & RECORDED ON 22 SEP 2000

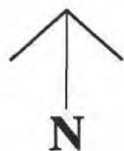
E

26

This is the plan referred to in the entry in the Schedule affecting Tom Pitlac, Motte, dated 17 August 2000 and is signed as relative thereto.



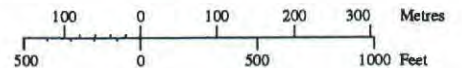
Tom Pitlac, Motte



Scale 1:10,000

Duthil and Rothiemurchus Parish

Sheet: NH91NW



© Crown copyright reserved