

MS 85000

THE ANCIENT MONUMENTS AND
ARCHAEOLOGICAL AREAS ACT 1979

Entry in the Schedule of Monuments

1998

Re: The Monument known as
Castle Semple Loch, tower house to S of
Loch

in the Parish of Lochwinnoch and
County of Renfrew

SS200 701

Search Sheet No: 74795


Solicitor
to the
Secretary of State
for Scotland
Victoria Quay
Edinburgh

MFA07179

FAS 0616

THE ANCIENT MONUMENTS AND ARCHAEOLOGICAL AREAS ACT 1979
ENTRY IN THE SCHEDULE OF MONUMENTS

The monument known as Castle Semple Loch, tower house to S of Loch comprises the masonry ruins of a small tower house standing on a narrow stone-built causeway. The area to be scheduled includes all of the upstanding ruined building together with an area around, measuring 50m square, in which traces of activities associated with its construction and use may survive. This area includes a small portion of the floor of the adjacent loch. The monument, which lies in the Parish of Lochwinnoch and the County of Renfrew as shown outlined in red on the Plan annexed and executed as relative hereto and which forms part of



is hereby included in the Schedule of Monuments appearing to the Secretary of State for Scotland to be of national importance compiled and maintained by him under section 1(1) of the Ancient Monuments and Archaeological Areas Act 1979.

Given under the Seal of the Secretary of State for Scotland.



Assistant Secretary
Date 10 MARCH 1978

Historic Scotland
Longmore House
Salisbury Place
EDINBURGH
EH9 1SH

Register on behalf of the Secretary of State for Scotland in the Register of the County of Renfrew.

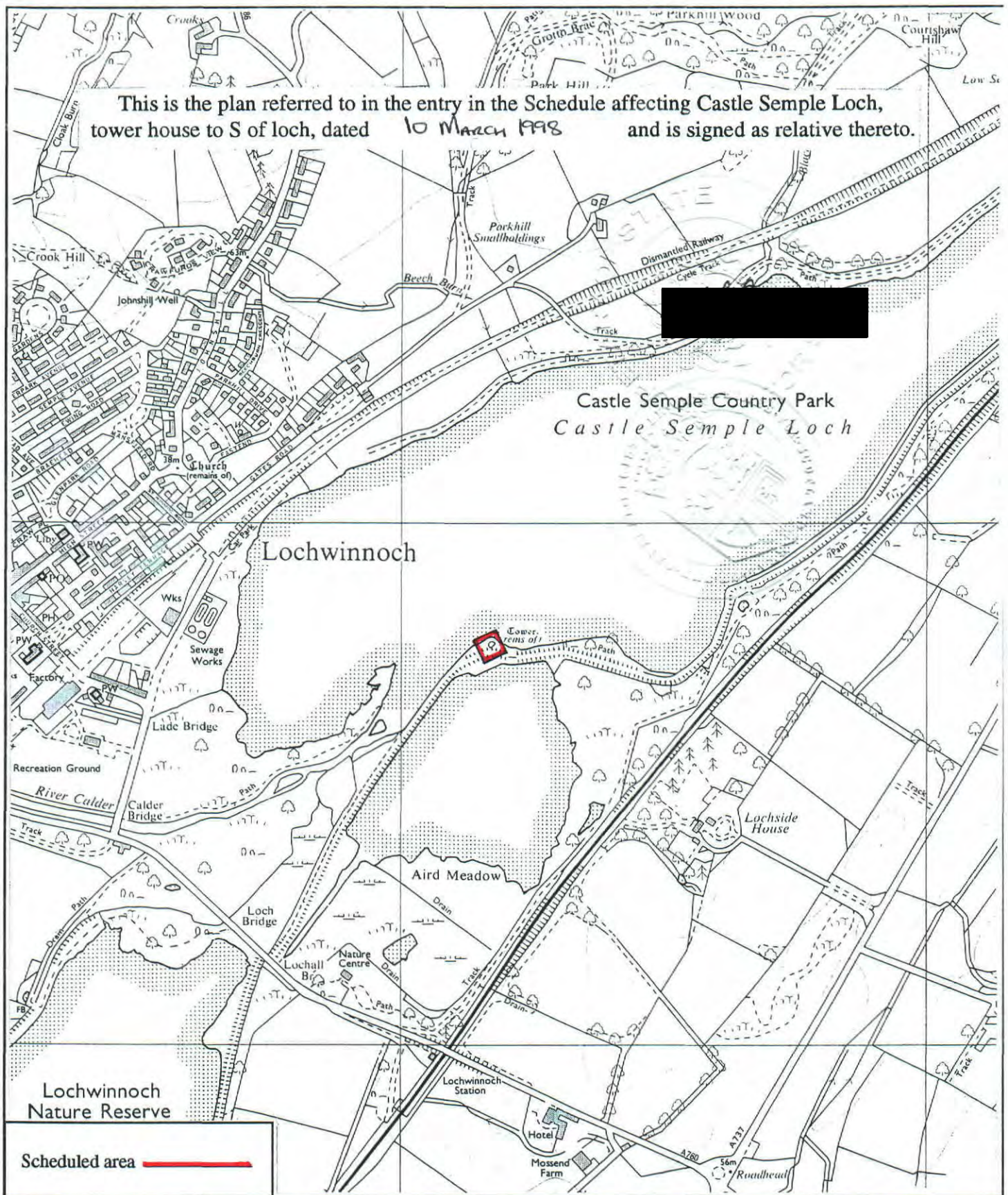


Solicitor, Edinburgh, Agent

MFA07279


REGISTERS OF SCOTLAND
GENERAL REGISTER OF SASINES
COUNTY OF RENFREW
FICHE 27 FRAME 29
PRESENTED & RECORDED ON 19 MAY 1998

This is the plan referred to in the entry in the Schedule affecting Castle Sempie Loch, tower house to S of loch, dated 10 March 1998 and is signed as relative thereto.

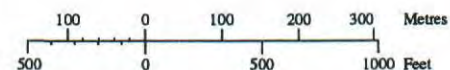


Castle Sempie Loch, tower house to S of loch

Lochwinnoch Parish


N
 Sheet: NS35NE

Scale 1:10,000



© Crown copyright reserved