

MacLellan's Castle
Signage schedule for replacing external panels
2015-16



1.0 Introduction



- 1.1 The Interpretation Unit wishes to replace the interpretation panels at MacLellan's Castle, which are out-of-date, off-brand and extremely faded.
- 1.2 This signage schedule has been developed with reference to the Historic Scotland Interpretation Strategy. It responds to the demand for improved interpretation expressed through visitor feedback and a recent Visit Scotland report, which highlighted these external panels as requiring immediate replacement. They have been prioritised accordingly as remedial works.
- 1.3 The main objective of the new panels will be to interpret the castle for our visitors and improve first impressions of the site. We hope they will also entice people to explore the area surrounding the castle.
- 1.4 Historic Scotland Cultural and Natural Resources Team have been fully consulted in the development of this signage schedule, balancing the need for increased and improved interpretation with the sensitivities of the site and its setting. CNRT has assessed the scheme, sign by sign, in relation to the cultural significance of the palace, advising us of constraints and sensitivities. As a result:
- Existing panel locations will be reused where possible
 - Any new panel locations will be guided by CNRT to minimise and monitor archaeological disturbance
 - The panels will be designed using recessive colours from the Historic Scotland colour palette to minimise visual intrusion
- 1.5 The signage schedule has been developed in line with the Historic Scotland Signage Design Manual, which aims to achieve uniformity across the estate to create the best possible first impression, meet DDA requirements and achieve a uniformity in design and installation which will assist with the replacement and maintenance of signage and interpretation in the future.

2.0 Scope

- 2.1 For the time being, we are upgrading the existing panels only.

3.0 Phase 1 signage schedule

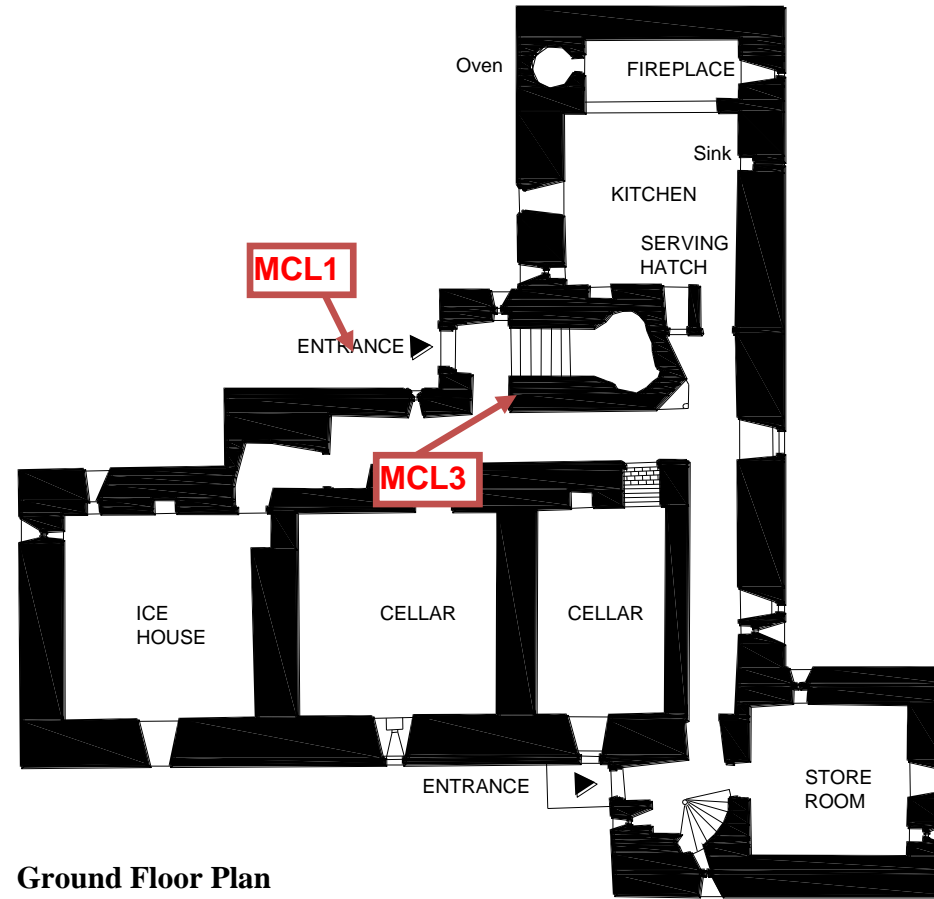
| Code | Location | Type & size | Fixings | Location shot |
|------|--------------------------------|---|--|--|
| MCL1 | Replace panel at main entrance | A1, W3J panel to fit onto existing stand. | <p>None. Panel will be fixed to the existing stand.</p> <p>N.B. We understand this panel may not require consent but it is included for information at this stage.</p> <p>CNR Comments:</p> <p>As per discussion with John Malcolm, this panel does not require SMC. There are no archaeological or setting implications to the replacement of this panel. CNR are content with the replacement.</p> |   |

| | | | | |
|------|---|-----------------------------------|---|--|
| MCL2 | Replace existing wall-mounted panel in Great Hall | A1, W3J panel to be wall-mounted. | <p>Panel will be wall-mounted into mortar joints.</p> <p>CNR Comments:</p> <p>The replacement panel will use existing fixings if possible. If new fixings are required they will be into mortar joints. The new panel will not cover any architectural features that are of significance in understanding the use, history or development of the monument. CNR are content with this panel.</p> |  |
| MCL3 | Remove panel just inside main entrance to the castle. Content will be included elsewhere. | NA | <p>NA</p> <p>CNR Comments:</p> <p>The removal of this panel and making good of fixing holes has no significant implications from an archaeological or setting point of view. The impact on the fabric of the monument is very minimal. CNR are content with the removal of this panel.</p> |  |

4.0 Appendices

4.1 The following supporting material has been provided:

- Plan showing locations of new panels
- Relevant drawings and specification documents



Ground Floor Plan



First Floor Plan