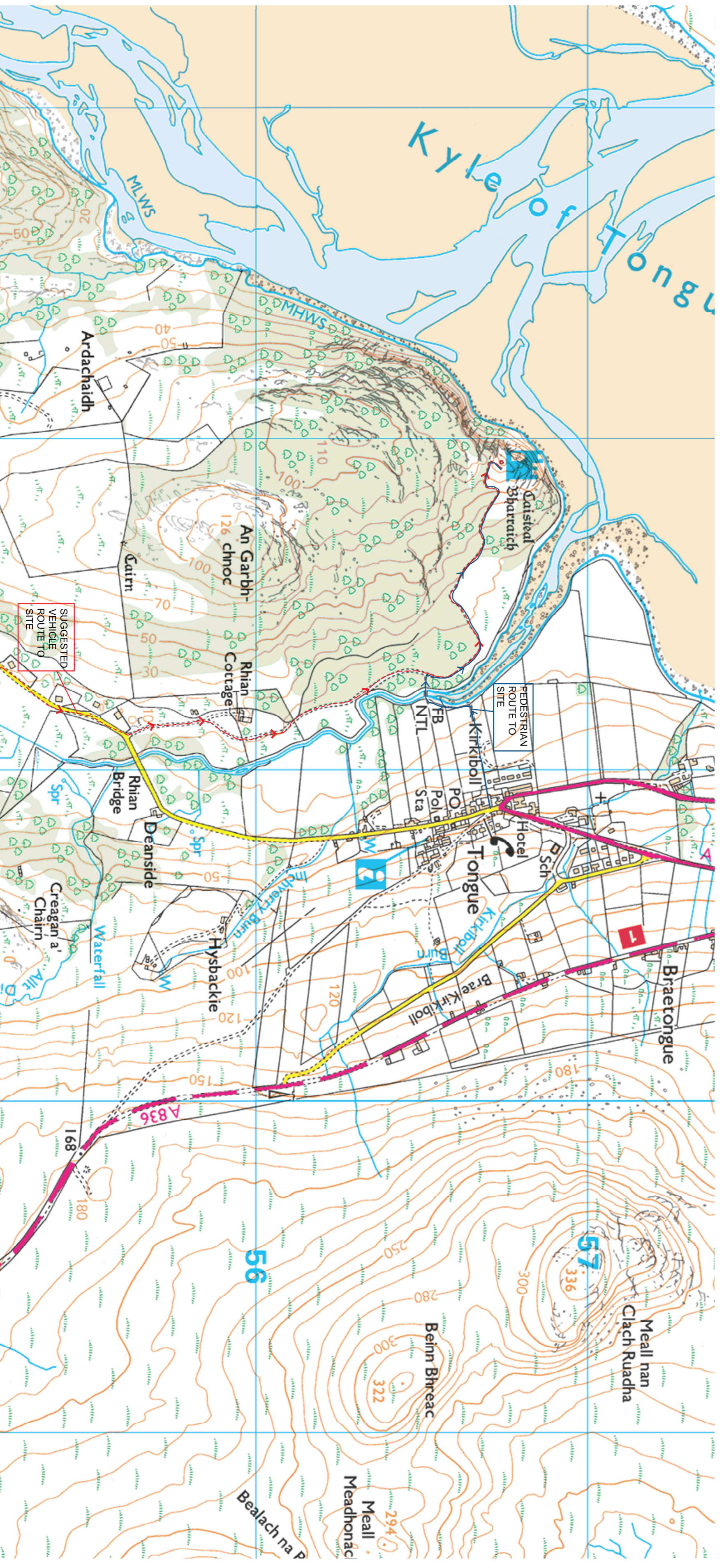





Boundary of Ancient Monument Site

Site Plan
 1:1000
 0 10m 25m 50m



Location Plan
 1:10,000
 0 100m 200m 300m

	Proposed vehicular route to site
	Existing pedestrian route to site (Crom Path)
	Location of Castle Bhanach

Groves-Raines
 Architects

Lorn's House
 11 Waters Close
 Edinburgh
 EH6 6BB
 0131 467 7777
 practice@grovesraines.com
 grovesraines.com

Do not scale for construction purposes.
 Dimensions only, verify all dimensions on
 site. All dimensions are in millimetres unless
 otherwise stated. All dimensions are to be read
 with all relevant specifications
 and notes.

Site Plan & Location Plan

Date	Rev
September 2015	A
A1	Values
14/8/11	S-001
FM	SS