
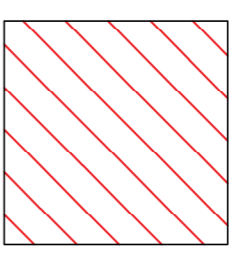

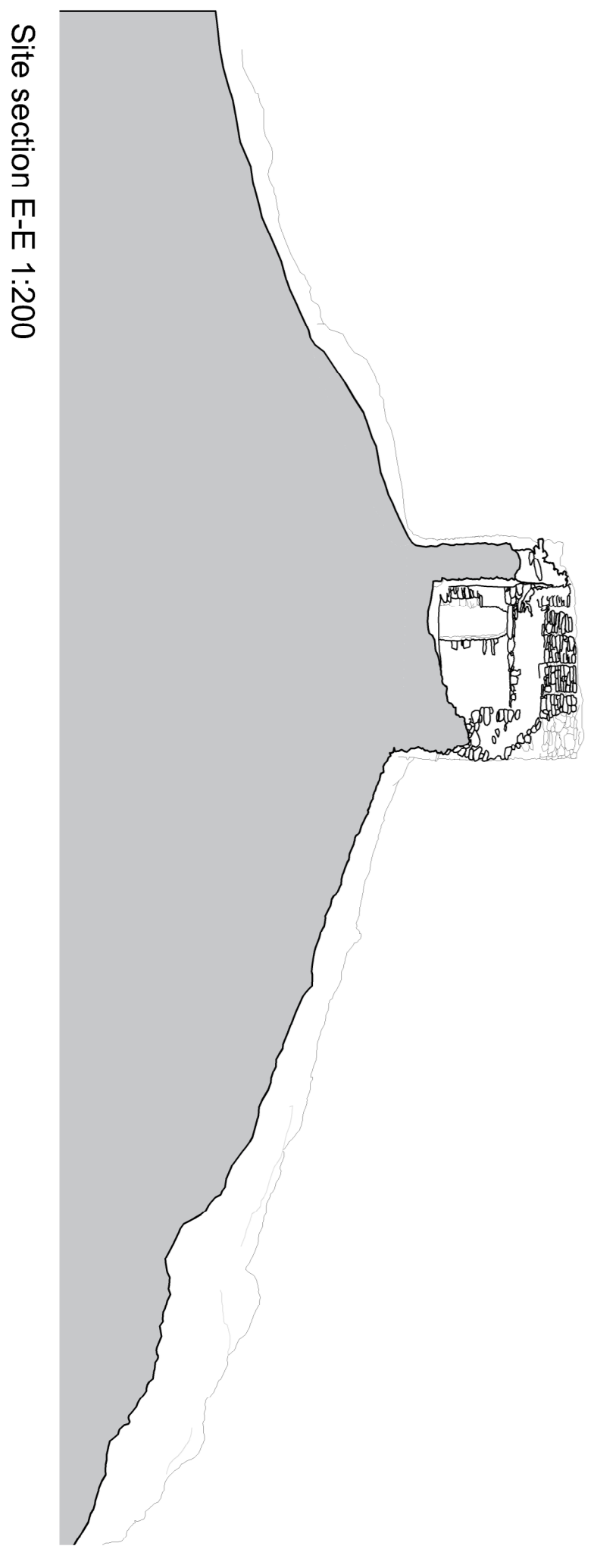


-  Boundary of Ancient Monument Site
-  Proposed site compound, outside ancient monument boundary.
-  Existing pedestrian path (core path)

Site Plan 1:200



Site section E-E 1:200

Existing sign board

Existing access track

Groves-Raines
Architects

Lorn's House
11 Wickers Close
Edinburgh
EH6 6RB
0131 467 7777
practice@grovesrains.com
grovesrains.com

Do not scale for construction purposes.
Dimensions only, verify all dimensions on
site. All dimensions are to the face of the
work unless otherwise stated. Drawings
to be read with all relevant specifications
and schedules. Supply materials
as specified.

Ben Loyal
Ben Loyal Esq

Ben Loyal Limited
Sole
SMC Application
Drawing to
be provided
as Proposed

Date: March 2016
Scale: 1:200
Drawing No: PL-001
Rev: SS