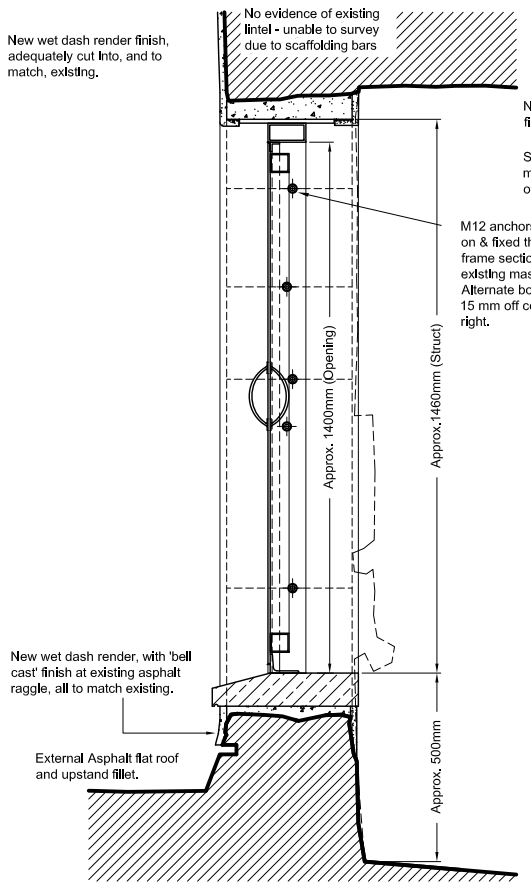

SECTION on A-A 1:10

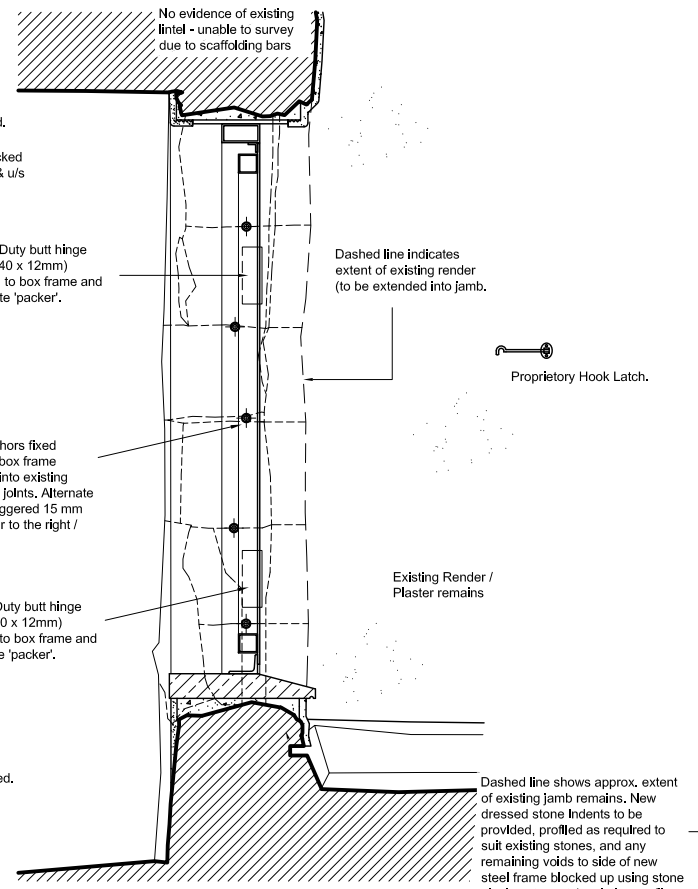

SECTION on B-B 1:10 (All other notes as Section A-A)

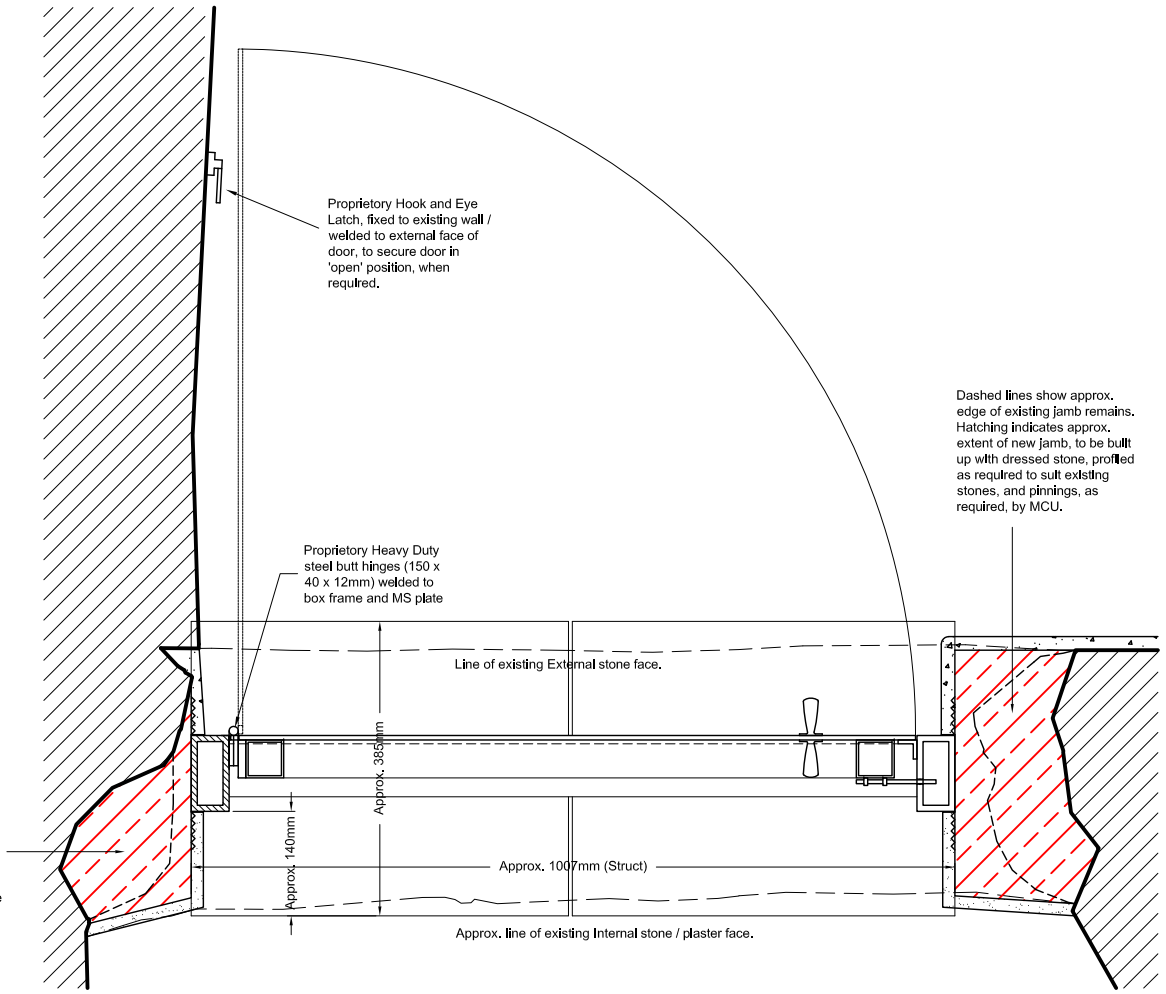

PLAN 1:5

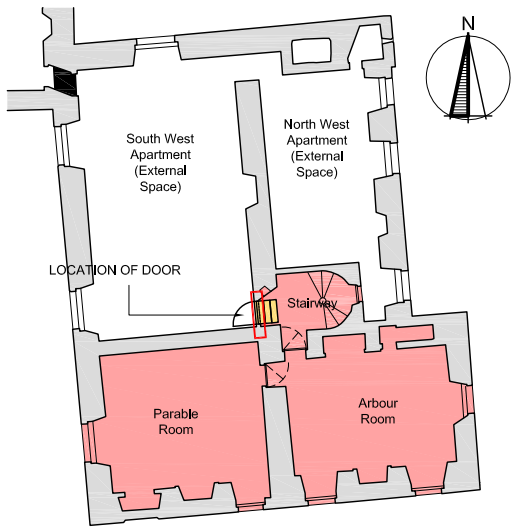

SITE PLAN NTS

Shaded area indicates extent of roofed part of the building.

Notes

Steel frame to be galvanised after fabrication with anchor holes drilled:
- Preparation: Blast cleaning to BS EN ISO 8501-1, preparation grade Sa 2½ using chilled angular iron grit grade G24 to give a coarse surface profile, followed by chemical cleaning.
- Galvanizing: To BS EN ISO 1461.
- Minimum mean coating thickness: 140 micrometres.

Anchors: Use M12 stainless steel threaded rods fixed a minimum of 200 mm into existing masonry joints using Hilti HIT-HY 70 chemical resin. Drilled holes to be thoroughly cleaned with all dust blown from the hole before the bolt is fixed. Threaded rods to be cut to length so that around 3 threads shown at end of nut when assembled.

50 x 50 x 3 Box Section Frame welded to internal face of door. Door to be fabricated from 6mm thk mild steel plate. All welds to be full length fillet welds. All elements to be galvanised after fabrication & finished with 1no x base coat & 2no top coats gloss "HES Green" (BS 12 B 25).

NOTE:
Sizes must not be scaled off the drawing. Dimensions are in millimeters and are approximate.

This drawing should be read in conjunction with D.02.SMC "proposed timber stairs".

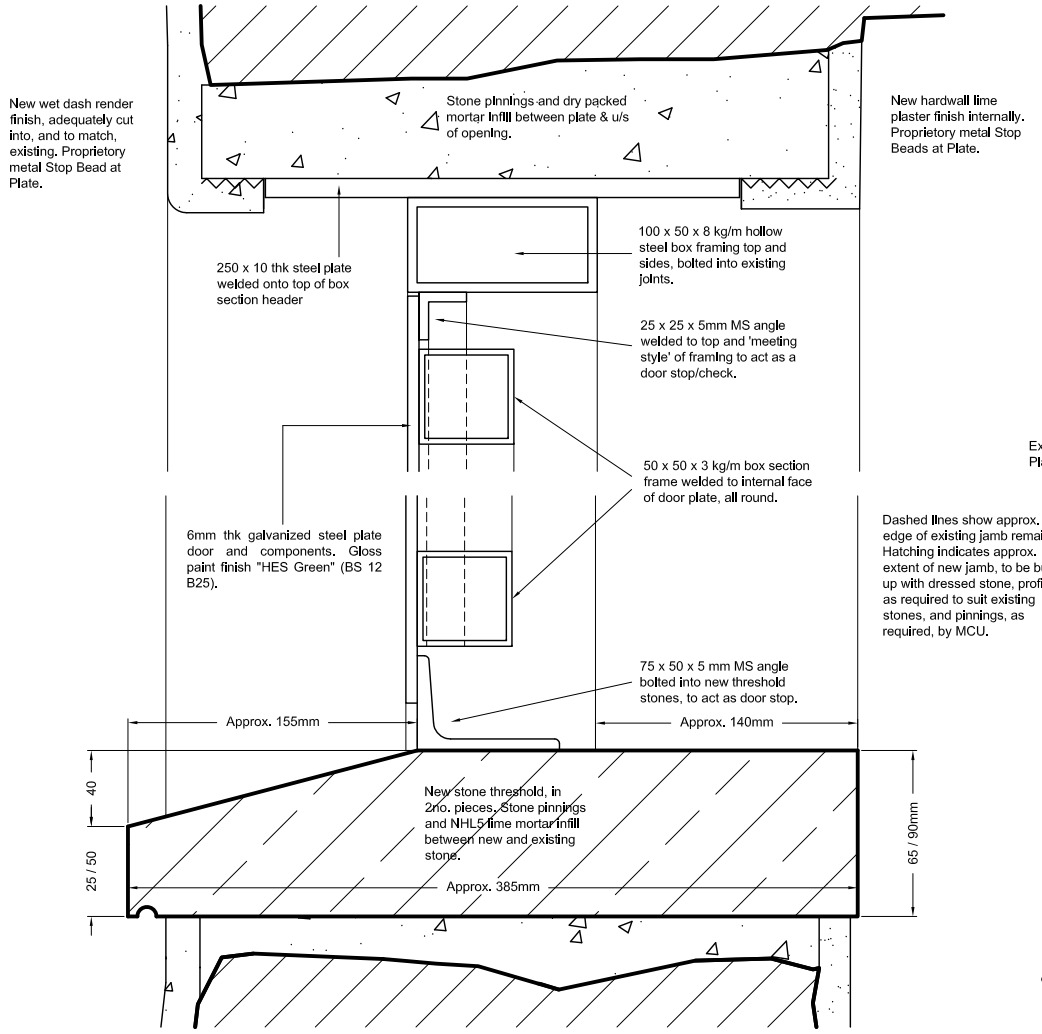

DETAIL AT TOP / BOTTOM OF SECTION A-A 1:2

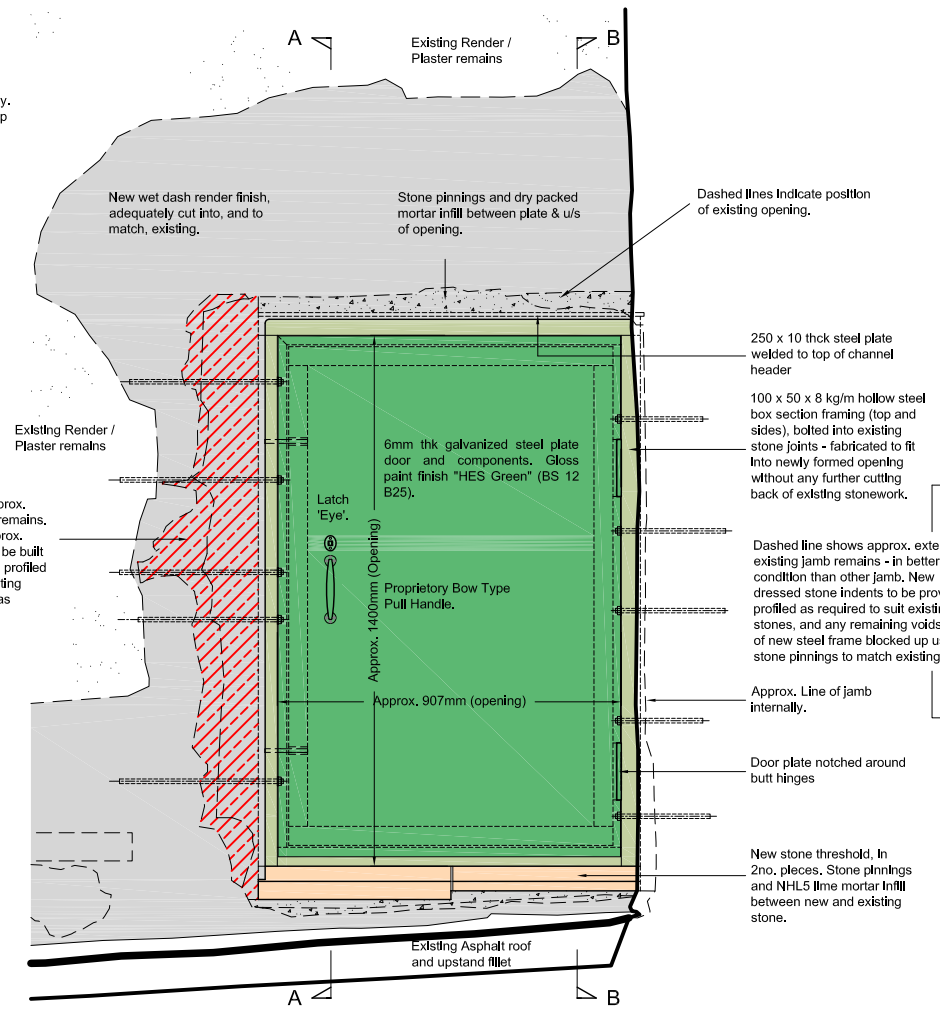

EXTERNAL ELEVATION 1:10

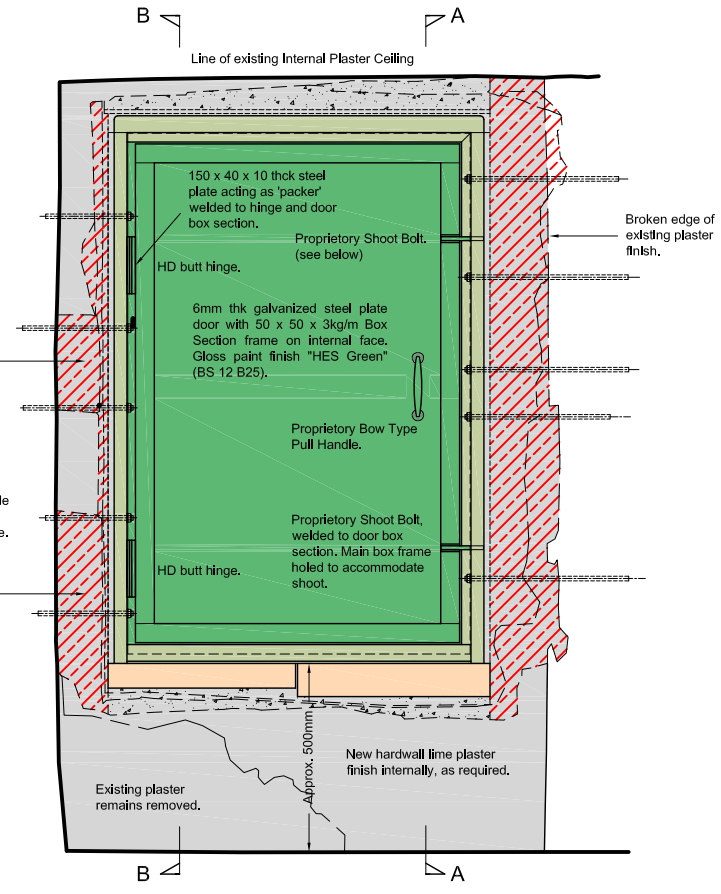

INTERNAL ELEVATION 1:10 (All other notes as External Elevation)

Residual Risks

1. Soffit to be adequately propped when installing steel frame to prevent loose stones dropping.
2. There is a live electric cable that runs overhead. Ensure the light switch is not turned on.
3. The weight of the steel door / frame will be immense.

Revisions:

Contains Historic Environment Scotland, Ordnance Survey and Aerial Imagery Data
© Historic Environment Scotland © Crown copyright and database rights 2015
Ordnance Survey [100057073] © Getmapping

Ordnance Survey Data
You are permitted to use this data solely to enable you to respond to, or interact with, the organisation that provided you with the data. You are not permitted to copy, sub-licence, distribute or sell any of this data to third parties in any form.

SMC

MONUMENT: KINNIEL HOUSE

PROJECT: PROPOSED STEEL ACCESS DOOR

HISTORIC SCOTLAND
ALBA AOSMHOR

PROJECT DRAWING NUMBER	D.01.SMC
SCALE: As Shown @ A1	ARCHITECT: P. Ranson
DATE: Dec 2015	DRAWN BY: J. Pottage
ARCHIVE NUMBER	---/---/---

© Historic Environment Scotland - Scottish Charity No. SC045925