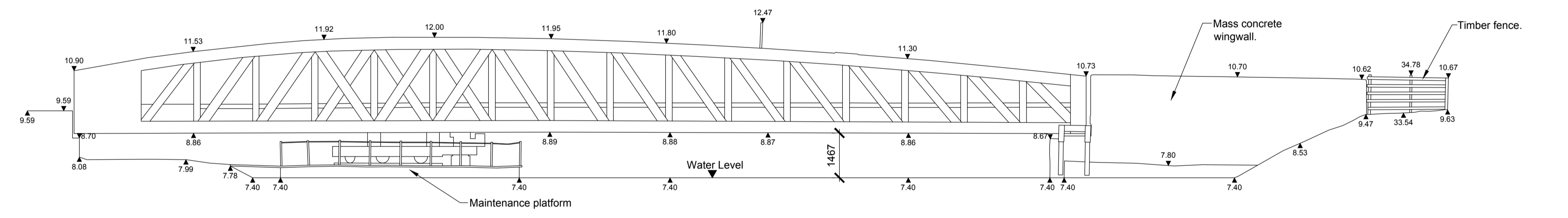
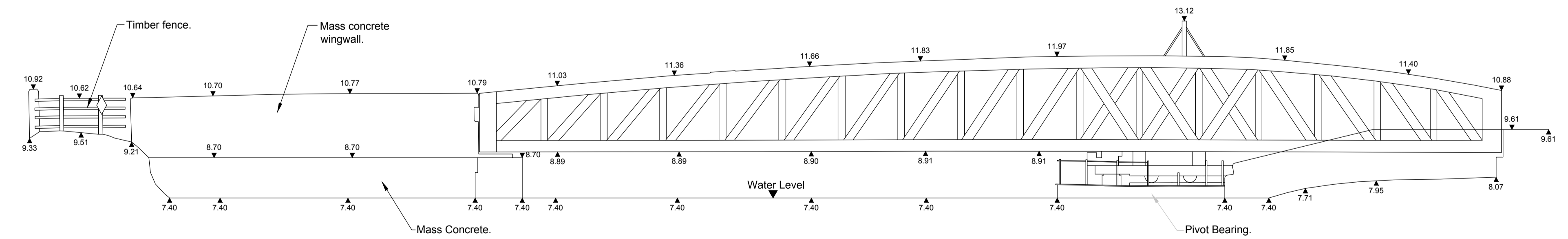


Plan  
Scale 1:100



North East Elevation  
Scale: 1:100



South West Elevation  
Scale: 1:100

**Network Rail Life Saving Rule Legend:**

**Working with Electricity / Utilities**

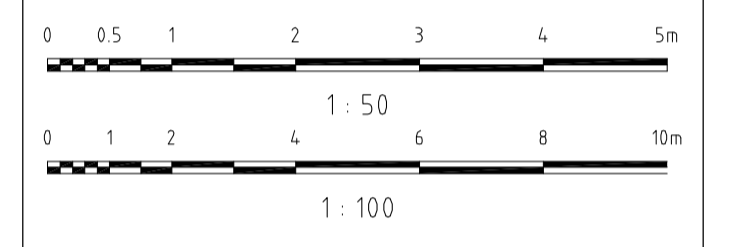
- Never assume equipment is isolated - always test before touch.
- Always test before applying earths
- Always have a valid permit to work where required

**Working at height and around water**

- Unless it is clear other protection is in place, never work at height without a safety harness
- Always use equipment for working at height that is fit for purpose
- Never undertake an activity unless you have been trained, assessed as competent and have the right equipment

- Notes**
- All dimensions are in millimetres unless noted otherwise. Dimensions shown in brackets [ ] are in inches.
  - All levels are in metres (AOD) unless noted otherwise.
  - This drawing is based upon a topographical survey carried out by L&M Survey Services on 08/02/14. Visual inspections were carried out by Arup on 08/02/14 and record drawings were provided by Network Rail.
  - The co-ordinates shown on this plan are relative to a LOCAL GRID.
  - The survey is orientated approximately to grid north.
  - For material sampling details refer to the site investigation report REP/CB/001.
  - Structure Mileage: 000 miles 0560 yards
  - OS Grid Reference: NN 111 768

- Structure is Grade B Listed  
The Caledonian Canal is a scheduled monument.
- M&E Equipment attached to bridge.



-	11/06/14	GB	DW	RM
Draft Form 001 Issue.				
Issue	Date	By	Chkd	Appd

**ARUP**

Scotstoun House, South Queensferry  
West Lothian, EH30 9SE  
T +44(0)131 331 1999 F +44(0)131331 3730  
www.arup.com

Client

Job Title  
UB313/005 Banavie Swing Bridge  
Structure No.005  
Line No.313 ELR:MGL2

Existing General Arrangement  
Bridge Closed  
Sheet 1 of 2

Scale at A1 As Noted

Discipline Civil / Structures

Job No	Drawing Status
234247-14	Draft Form 001
Drawing No	Issue
DR-CB-001	-

J:\230002340\234247-14\04\_DELIVERABLES\4-03 Drawings\4-03-02 Bridge\DR-CB-001.dwg 11 Jun 2014 09:32:36